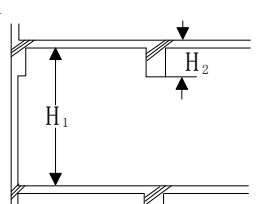
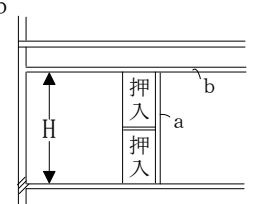
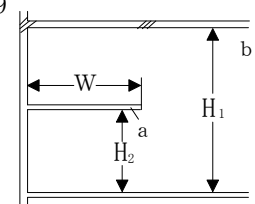
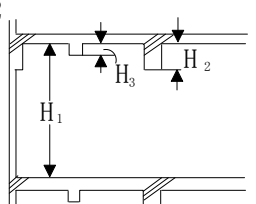
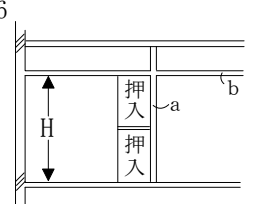
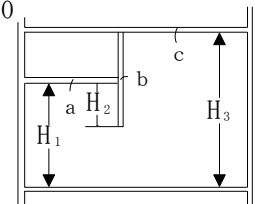
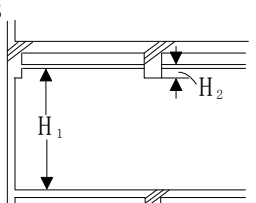
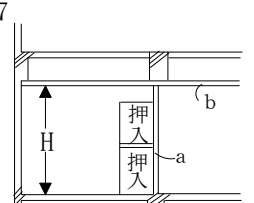
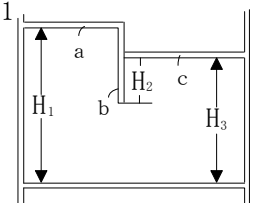
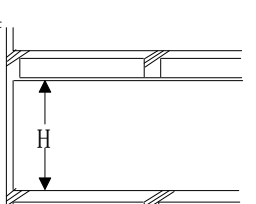
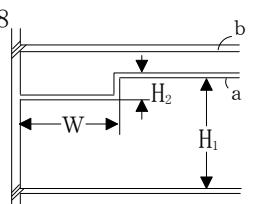
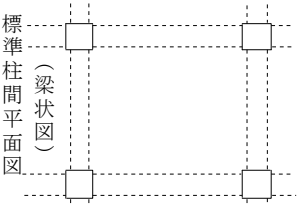


建築物の部分断面標準図

断面の概要	摘 要	断面の概要	摘 要	断面の概要	摘 要
1 	H ₁ ~ H ₂ ~	5 	使用材料 a ~ b ~ H ~	9 	使用材料 a ~ b ~ ----- H ₁ ~ H ₂ ~ W ~
2 	H ₁ ~ H ₂ ~ H ₃ ~	6 	使用材料 a ~ b ~ H ~	10 	使用材料 a ~ b ~ c ~ ----- H ₁ ~ H ₂ ~ H ₃ ~
3 	H ₁ ~ H ₂ ~	7 	使用材料 a ~ b ~ H ~	11 	使用材料 a ~ b ~ c ~ ----- H ₁ ~ H ₂ ~ H ₃ ~
4 	H ~	8 	使用材料 a ~ b ~ ----- H ₁ ~ H ₂ ~ W ~	標準柱間平面図 (梁状図) 	
上記以外の場合					
断面の概要	摘 要	断面の概要	摘 要		
特					

(注) 現場と一致する図記号を○でかこみ、摘要欄に該当事項を記入すること。